




# Uncover Complexity


Photography techniques & vocabulary  
for observing & analyzing images

FRAMING



# Framing


Elinor Cahn (b. 1925)  
*East Baltimore Documentary*  
*Survey Project*, ca. 1975  
Gelatin silver print  
7 1/8 x 7 inches



# Framing

Who or what is centered in the photograph?

Elinor Cahn (b. 1925)  
*East Baltimore Documentary  
Survey Project*, ca. 1975  
Gelatin silver print  
7 1/8 x 7 inches




# Framing

Who or what is centered in the photograph?

Where did the photographer stand in relation to the subject? (near/far, above/below, etc)?

What is between the photographer and the subject?

Elinor Cahn (b. 1925)  
*East Baltimore Documentary*  
*Survey Project*, ca. 1975  
Gelatin silver print  
7 1/8 x 7 inches



# Framing

Who or what is centered in the photograph?

Where did the photographer stand in relation to the subject? (near/far, above/below, etc)?

What is between the photographer and the subject?

These objects in the foreground help frame the man, making him the focus of the composition.



CROPPING

# Cropping



Joan Clark Netherwood (b.1932)

*First Communion*, 1978

Gelatin silver print

11 x 14 inches



# Cropping



What extends beyond  
the frame?

Joan Clark Netherwood (b.1932)  
*First Communion*, 1978  
Gelatin silver print  
11 x 14 inches

# Cropping



What extends beyond  
the frame?

What is/is not cropped  
out?

Joan Clark Netherwood (b.1932)  
*First Communion*, 1978  
Gelatin silver print  
11 x 14 inches



Figure 1



Figure 2



Figure 1




Figure 2

What parts of the image have been cropped out in figure 2?



Figure 1





Figure 2

What parts of the image have been cropped out in figure 2?  
How does cropping change the story?



With the background and nearby people included, what story or idea does the photographer want you to notice?

LIGHT



# Light

Elinor Cahn (b. 1925)  
*East Baltimore Documentary  
Survey Project, ca. 1975*  
Gelatin silver print  
7 x 7 inches





# Light

Which parts of the  
photograph are darkest?  
Lightest?

Elinor Cahn (b. 1925)  
*East Baltimore Documentary  
Survey Project*, ca. 1975  
Gelatin silver print  
7 x 7 inches



# Light

Which parts of the  
photograph are darkest?  
Lightest?

Where is the light  
source?

Elinor Cahn (b. 1925)  
*East Baltimore Documentary  
Survey Project*, ca. 1975  
Gelatin silver print  
7 x 7 inches



# Light

Which parts of the photograph are darkest?  
Lightest?

Where is the light source?

What is the light source?

Elinor Cahn (b. 1925)  
*East Baltimore Documentary  
Survey Project*, ca. 1975  
Gelatin silver print  
7 x 7 inches




# Light

Which parts of the photograph are darkest?  
Lightest?

Where is the light source?

What is the light source?

Elinor Cahn (b. 1925)  
*East Baltimore Documentary  
Survey Project*, ca. 1975  
Gelatin silver print  
7 x 7 inches



CONTRAST

# Contrast



Linda Rich  
*East Baltimore Documentary*  
*Survey Project*, ca. 1975  
Gelatin silver print  
6 x 7 ½ inches

# Contrast

Compare the areas of  
darkness to the areas of light



Linda Rich  
*East Baltimore Documentary*  
*Survey Project*, ca. 1975  
Gelatin silver print  
6 x 7 ½ inches



# Contrast

Compare the areas of darkness to the areas of light.

Are they different (high contrast) or quite similar (low contrast)?

Linda Rich  
*East Baltimore Documentary  
Survey Project*, ca. 1975  
Gelatin silver print  
6 x 7 7/8 inches



# Contrast

This is an image with very high  
contrasting values.




Value Scale

Linda Rich  
*East Baltimore Documentary*  
*Survey Project*, ca. 1975  
Gelatin silver print  
6 x 7 7/8 inches

# Contrast

This is an image with very high contrasting values.

The black shadows around the faces and in the background heavily contrast the brightness of the flags and children in the foreground.



Value Scale

Linda Rich  
*East Baltimore Documentary*  
*Survey Project*, ca. 1975  
Gelatin silver print  
6 x 7 7/8 inches

# Contrast

There are some areas of low contrast in this image as well; these areas are very close in value.



Value Scale

Linda Rich  
*East Baltimore Documentary*  
*Survey Project*, ca. 1975  
Gelatin silver print  
6 x 7 7/8 inches

# Contrast

There are some areas of low contrast in this image as well; these areas are very close in value.

Because the light isn't hitting the faces of the children in the background as much, they blend into the dark background more.



Value Scale

Linda Rich  
*East Baltimore Documentary  
Survey Project*, ca. 1975  
Gelatin silver print  
6 x 7 7/8 inches

# Contrast

Which unlike colors, patterns, or textures appear nearby one another (high contrast)?



Linda Rich  
*East Baltimore Documentary*  
*Survey Project*, ca. 1975  
Gelatin silver print  
6 x 7 ½ inches



# Contrast

Which unlike colors, patterns, or textures appear nearby one another (high contrast)?

Which similar colors, patterns or textures appear nearby one another (low contrast)?

Linda Rich  
*East Baltimore Documentary  
Survey Project*, ca. 1975  
Gelatin silver print  
6 x 7 3/8 inches



# Contrast

The vertical and horizontal directions of the patterned stripes contrast one another.

Linda Rich  
*East Baltimore Documentary*  
*Survey Project*, ca. 1975  
Gelatin silver print  
6 x 7 7/8 inches

# Contrast

The vertical and horizontal directions of the patterned stripes contrast one another.



Linda Rich  
*East Baltimore Documentary*  
*Survey Project*, ca. 1975  
Gelatin silver print  
6 x 7 7/8 inches



# Contrast Example #2




Compare the areas of darkness to the areas of light.

Are they different (high contrast) or quite similar (low contrast)?

Elinor Cahn (b. 1925)  
*East Baltimore Documentary  
Survey Project*, ca. 1975  
Gelatin silver print  
7 1/8 x 7 1/8 inches

# Contrast Example #2



This is an image with very high contrasting values.

The blackness of the doorway heavily contrasts and lightness of the boy's shirt and the two faces.

Elinor Cahn (b. 1925)  
*East Baltimore Documentary  
Survey Project*, ca. 1975  
Gelatin silver print  
7 1/8 x 7 1/8 inches

# Contrast Example #2



Which unlike colors, patterns, or textures appear nearby one another (high contrast)?

Elinor Cahn (b. 1925)  
*East Baltimore Documentary  
Survey Project*, ca. 1975  
Gelatin silver print  
7 1/8 x 7 1/8 inches

# Contrast Example #2

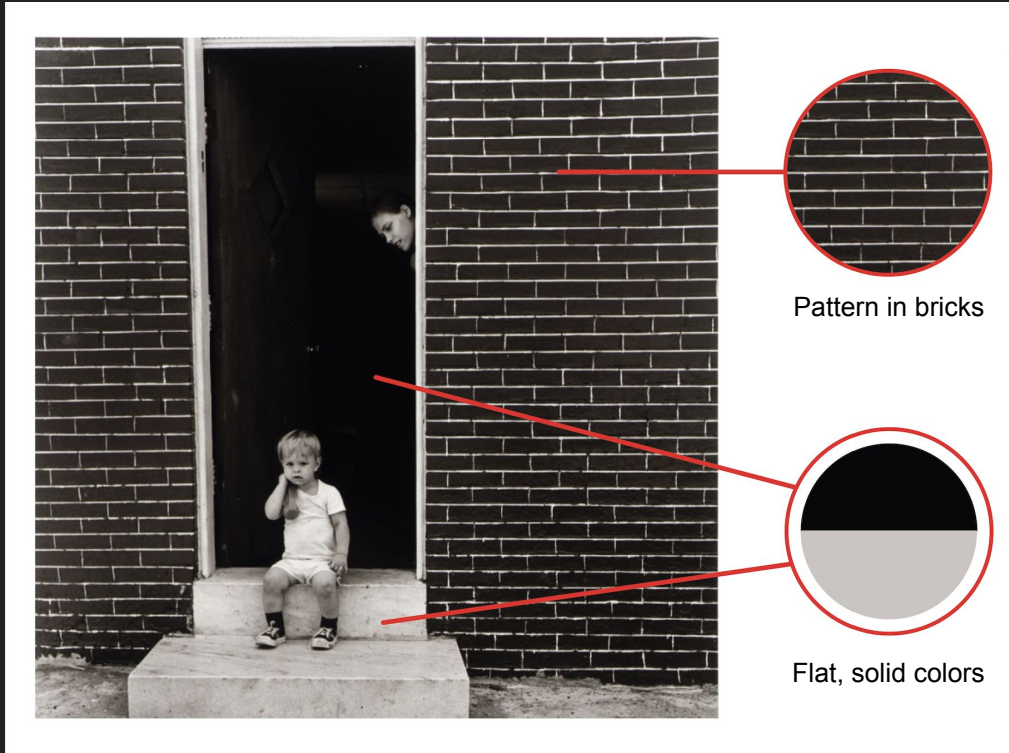


Which unlike colors, patterns, or textures appear nearby one another (high contrast)?

Which similar colors, patterns or textures appear nearby one another (low contrast)?

Elinor Cahn (b. 1925)  
*East Baltimore Documentary  
Survey Project*, ca. 1975  
Gelatin silver print  
7 1/8 x 7 1/8 inches

# Contrast Example #2




This image also has high contrasting patterns and textures

The repeating pattern of the brick contrasts the flat, solid colors on the steps and in the doorway.


Elinor Cahn (b. 1925)  
*East Baltimore Documentary  
Survey Project*, ca. 1975  
Gelatin silver print  
7 1/8 x 7 1/8 inches

FOCUS

# Focus



Elinor Cahn (b. 1925)  
*East Baltimore Documentary  
Survey Project*, ca. 1975  
Gelatin silver print  
7 1/8 x 7 inches



# Focus

Which part(s) of the photograph are clearest? Are there any blurry or out-of-focus areas?

Elinor Cahn (b. 1925)  
*East Baltimore Documentary  
Survey Project*, ca. 1975  
Gelatin silver print  
7 1/8 x 7 inches




# Focus


Which part(s) of the photograph are clearest?  
Are there any blurry or out-of-focus areas?

Clearest / IN focus:

- the man
- the scale and post
- the counter

Elinor Cahn (b. 1925)  
*East Baltimore Documentary*  
*Survey Project*, ca. 1975  
Gelatin silver print  
7 1/8 x 7 inches





# Focus

Which part(s) of the photograph are clearest?  
Are there any blurry or out-of-focus areas?

Blurriest / OUT of focus:  
- the background;  
building and car

Elinor Cahn (b. 1925)  
*East Baltimore Documentary  
Survey Project*, ca. 1975  
Gelatin silver print  
7 1/8 x 7 inches

# DEPTH OF FIELD

# Depth of Field

Joan Clark Netherwood (b.1932)  
*View of East Baltimore from the roof of the  
old National Brewing Company  
building in Canton, 1979*

Gelatin silver print  
7 x 7 1/8 inches



# Depth of Field

How far away do the farthest-away parts of the photograph seem?

Joan Clark Netherwood (b.1932)  
*View of East Baltimore from the roof of the  
old National Brewing Company  
building in Canton, 1979*  
Gelatin silver print  
7 x 7 ½ inches



# Depth of Field

How far away do the farthest-away parts of the photograph seem?

Has the photographer created a deep or shallow space?

Joan Clark Netherwood (b.1932)  
*View of East Baltimore from the roof of the  
old National Brewing Company  
building in Canton, 1979*  
Gelatin silver print  
7 x 7 ½ inches



# Depth of Field

How far away do the farthest-away parts of the photograph seem?

Has the photographer created a deep or shallow space?

The photographer creates a WIDE depth of field by bringing the whole landscape into focus.



PowerPoint made by

**Victoria Cho**

Advanced Level Program 2020-2021 Intern  
Smithsonian American Art Museum and Renwick Gallery  
[chov@si.edu](mailto:chov@si.edu) | (571) 992-2121